

PADMANABHAN RAMANI & RAMANUJAM
Chartered Accountants

Flat No.C1, GKN Villa, 2nd Floor, No.1, 94th Street, Ashok Nagar, Chennai – 600083.

INDEPENDENT AUDITORS' REPORT

To the Members of **Pacific Technical Services India Private Limited**, Chennai

REPORT ON THE CONSOLIDATED FINANCIAL STATEMENTS

OPINION

We have audited the accompanying consolidated financial statements of **Pacific Technical Services India Private Limited** (hereinafter referred to as the 'Holding Company') and its Joint Controlled Companies, which comprise the Consolidated Balance Sheet as at March 31, 2022, and the Consolidated Statement of Profit and Loss, (including Other Comprehensive Income), the Consolidated Statement of Changes in Equity and the Consolidated Statement of cash flows for the year then ended, and notes to the consolidated financial statements, including a summary of the significant accounting policies (hereinafter referred to as "the consolidated financial statements"), and other explanatory information.

In our opinion and to the best of our information and according to the explanations given to us, the aforesaid consolidated financial statements give the information required by the Companies Act, 2013 (the "Act") in the manner so required and give a true and fair view in conformity with Indian Accounting Standards prescribed under section 133 of the Act read with the Companies (Indian Accounting Standards) Rules, 2015, as amended ("Ind AS") and other accounting principles generally accepted in India, of the consolidated state of affairs of the Group as at 31 March, 2022, the consolidated profit, consolidated total comprehensive income, consolidated changes in equity and its consolidated cash flows for the year ended on that date.

BASIS FOR OPINION

We conducted our audit of the consolidated financial statements in accordance with the Standards on Auditing (SAs) specified under section 143(10) of the Act (SAs). Our responsibilities under those Standards are further described in the Auditor's Responsibilities for the Audit of the Consolidated Financial Statements section of our report. We are independent of the Group in accordance with the Code of Ethics issued by the Institute of Chartered Accountants of India (ICAI) together with the independence requirements that are relevant to our audit of the consolidated financial statements under the provisions of the Act and the Rules made there under, and we have fulfilled our other ethical responsibilities in accordance with these requirements and the ICAI's Code of Ethics. We believe that the audit evidence we have obtained is sufficient and appropriate to provide a basis for our audit opinion on the consolidated financial statements

INFORMATION OTHER THAN THE CONSOLIDATED FINANCIAL STATEMENTS AND AUDITOR'S REPORT THEREON

The Company's Board of Directors is responsible for the preparation of the other information. The other information comprises the information included in the Company's Annual Report, but does not include the stand alone and consolidated financial statements and our auditor's report thereon, which are expected to be made available to us after the date of this Auditors' Report.

Our opinion on the consolidated financial statements does not cover the other information and we do not express any form of assurance conclusion thereon.

In connection with our audit of the consolidated financial statements, our responsibility is to read the other information identified above when it becomes available and, in doing so, consider whether the other



PADMANABHAN RAMANI & RAMANUJAM
Chartered Accountants

information is materially inconsistent with the consolidated financial statements or our knowledge obtained during the course of our audit or otherwise appears to be materially misstated.

If, based on the work we have performed, we conclude that there is a material misstatement of this other information; we are required to report that fact. We have nothing to report in this regard.

RESPONSIBILITIES OF MANAGEMENT AND THOSE CHARGED WITH GOVERNANCE FOR THE CONSOLIDATED FINANCIAL STATEMENTS

The Holding Company's Board of Directors is responsible for the preparation and presentation of these consolidated financial statements in term of the requirements of the Companies Act, 2013 that give a true and fair view of the consolidated financial position, consolidated financial performance, consolidated cash flows, and consolidated statement of changes in equity of the Holding Company and its Jointly controlled Companies in accordance with the accounting principles generally accepted in India, including the Accounting Standards specified under section 133 of the Act. The Board of Directors of the companies included in the consolidation, i.e., Holding Company and jointly controlled companies are responsible for maintenance of the adequate accounting records in accordance with the provisions of the Act for safeguarding the assets of the Holding Company and its Jointly Controlled Companies and for preventing and detecting frauds and other irregularities; selection and application of appropriate accounting policies; making judgments and estimates that are reasonable and prudent; and the design, implementation and maintenance of adequate internal financial controls, that were operating effectively for ensuring accuracy and completeness of the accounting records, relevant to the preparation and presentation of the financial statements that give a true and fair view and are free from material misstatement, whether due to fraud or error, which have been used for the purpose of preparation of the consolidated financial statements by the Directors of the Holding Company, as aforesaid.

In preparing the consolidated financial statements, the Board of Directors of the companies included in the consolidation i.e., Holding Company and its Jointly Controlled Companies are responsible for assessing the ability of the Holding Company and its Jointly Controlled Companies continue as a going concern, disclosing, as applicable, matters related to going concern and using the going concern basis of accounting unless management either intends to liquidate the Group or to cease operations, or has no realistic alternative but to do so.

The respective Board of Directors of the companies included in the Holding Company and its Jointly Controlled Companies are responsible for overseeing the financial reporting process of the Holding Company and its Jointly Controlled Companies.

AUDITOR'S RESPONSIBILITIES FOR THE AUDIT OF THE CONSOLIDATED FINANCIAL STATEMENTS

Our objectives are to obtain reasonable assurance about whether the consolidated financial statements as a whole are free from material misstatement, whether due to fraud or error, and to issue an auditor's report that includes our opinion. Reasonable assurance is a high level of assurance, but is not a guarantee that an audit conducted in accordance with SAs will always detect a material misstatement when it exists. Misstatements can arise from fraud or error and are considered material if, individually or in aggregate, they could reasonably be expected to influence the economic decisions of users taken based on these consolidated financial statements.

As part of an audit in accordance with SAs, we exercise professional judgment and maintain professional skepticism throughout the audit. We also:

- Identify and assess the risks of material misstatement of the consolidated financial statements, whether due to fraud or error, design and perform audit procedures responsive to those risks, and obtain audit evidence that is sufficient and appropriate to provide a basis for our opinion. The risk of not detecting a



PADMANABHAN RAMANI & RAMANUJAM
Chartered Accountants

material misstatement resulting from fraud is higher than for one resulting from error, as fraud may involve collusion, forgery, intentional omissions, misrepresentations, or the override of internal control.

- Obtain an understanding of internal control relevant to the audit in order to design audit procedures that are appropriate in the circumstances. Under section 143(3)(i) of the Companies Act, 2013, we are also responsible for expressing our opinion on whether the Company has adequate internal financial controls system in place and the operating effectiveness of such controls.
- Evaluate the appropriateness of accounting policies used and the reasonableness of accounting estimates and related disclosures made by management.
- Conclude on the appropriateness of management's use of the going concern basis of accounting and, based on the audit evidence obtained, whether a material uncertainty exists related to events or conditions that may cast significant doubt on the ability of the Holding Company and its Jointly Controlled Companies to continue as a going concern. If we conclude that a material uncertainty exists, we are required to draw attention in our auditor's report to the related disclosures in the consolidated financial statements or, if such disclosures are inadequate, to modify our opinion. Our conclusions are based on the audit evidence obtained up to the date of our auditor's report. However, future events or conditions may cause the Holding Company and its Jointly Controlled Companies to cease to continue as a going concern.
- Evaluate the overall presentation, structure and content of the consolidated financial statements, including the disclosures, and whether the consolidated financial statements represent the underlying transactions and events in a manner that achieves fair presentation.
- Obtain sufficient appropriate audit evidence regarding the financial information of the Holding Company and its Jointly Controlled Companies to express an opinion on the consolidated financial statements. We are responsible for the direction, supervision and performance of the audit of the financial statements of such entities included in the consolidated financial statements, of which we are the independent auditors. For the other entities included in the consolidated financial statements, which have been audited by other auditors, such other auditors remain responsible for the direction, supervision and performance of the audits carried out by them. We remain solely responsible for our audit opinion.

Materiality is the magnitude of misstatements in the consolidated financial statements that, individually or in aggregate, makes it probable that the economic decisions of a reasonably knowledgeable user of the financial statements may be influenced. We consider quantitative materiality and qualitative factors in (i) planning the scope of our audit work and in evaluating the results of our work; and (ii) to evaluate the effect of any identified misstatements in the financial statements.

We communicate with those charged with governance of the Holding Company and such other entities included in the consolidated financial statements of which we are the independent auditors regarding, among other matters, the planned scope and timing of the audit and significant audit findings, including any significant deficiencies in internal control that we identify during our audit.

We also provide those charged with governance with a statement that we have complied with relevant ethical requirements regarding independence, and to communicate with them all relationships and other matters that may reasonably be thought to bear on our independence, and where applicable, related safeguards.

From the matters communicated with those charged with governance, we determine those matters that were of most significance in the audit of the consolidated financial statements of the current period and are therefore the key audit matters. We describe these matters in our auditor's report unless law or regulation precludes public disclosure about the matter or when, in extremely rare circumstances, we determine that a matter should not be communicated in our report because the adverse consequences of doing so would reasonably be expected to outweigh the public interest benefits of such communication.



PADMANABHAN RAMANI & RAMANUJAM
Chartered Accountants

OTHER MATTERS

We did not audit the financial statements / financial information of, jointly controlled companies, whose financial statements / financial information reflect total assets of Rs. 3131.87 Lakhs/- as at 31 March 2022, total revenues Rs.2841.77 Lakhs and net cash outflows amounting to Rs.299.61 Lakhs for the year ended on that date, as considered in the consolidated financial statements. The consolidated financial statements also include the Holding Company's share of net profit of Rs. 64.30 Lakhs for the year ended 31 March 2022, as considered in the consolidated financial statements, in respect of jointly controlled companies, whose financial statements / financial information have not been audited by us. These financial statements / financial information have been audited by other auditors whose reports have been furnished to us by the Management and our opinion on the consolidated financial statements, in so far as it relates to the amounts and disclosures included in respect of these jointly controlled companies, and our report in terms of sub-sections (3) and (11) of Section 143 of the Act, insofar as it relates to the aforesaid jointly controlled companies, is based solely on the reports of the other auditors.

Our opinion on the consolidated financial statements, and our report on Other Legal and Regulatory Requirements below, is not modified in respect of the above matters with respect to our reliance on the work done and the reports of the other auditors and the financial statements / financial information certified by the Management.

REPORT ON OTHER LEGAL AND REGULATORY REQUIREMENTS

As required by Section 143(3) of the Act, we report, to the extent applicable, that:

- (a) We have sought and obtained all the information and explanations, which to the best of our knowledge and belief were necessary for the purposes of our audit of the aforesaid consolidated financial statements.
- (b) In our opinion, proper books of account as required by law relating to preparation of the aforesaid consolidated financial statements have been kept so far as it appears from our examination of those books and the reports of the other auditors.
- (c) The Consolidated Balance Sheet, the Consolidated Statement of Profit and loss(including other comprehensive Income), the Consolidated Cash Flow Statement and Consolidated Statement of Changes in Equity dealt with by this Report are in agreement with the relevant books of account maintained for the purpose of preparation of the consolidated financial statements.
- (d) In our opinion, the aforesaid consolidated financial statements comply with the Accounting Standards specified under Section 133 of the Act read with Rule 7 of the Companies (Accounts) Rules, 2014.
- (e) On the basis of written representation received from the Directors of the parent company and on the basis of the reports of the statutory auditors of the jointly controlled company incorporated in India, none of the directors of the jointly controlled company is disqualified as on 31st March, 2022 from being appointed as a director in terms of Section 164(2) of the Act.
- (f) With respect to the adequacy of the internal financial controls over financial reporting of the Holding Company and its Jointly Controlled Companies and the operating effectiveness of such controls, refer to our separate report in "Annexure A".
- (g) In our opinion and according the information and explanations given to us and on the basis of the reports of the statutory auditors of the jointly controlled company incorporated in India, the remuneration paid/provided by the Holding Company and Jointly controlled companies to its director



PADMANABHAN RAMANI & RAMANUJAM
Chartered Accountants

during the current year is in accordance with the section 197 of the Act and the remuneration paid to any director is not in excess of the limit laid down under sec 197 of the Act.

- (h) With respect to the other matters to be included in the Auditor's Report in accordance with Rule 11 of the Companies (Audit and Auditor's) Rules, 2014, in our opinion and to the best of our information and according to the explanations given to us:
- (i) The Company does not have any pending litigations, which would affect its financial position.
 - (ii) The Company did not have any long-term ~~contracts~~ including derivative contracts for which there were any material foreseeable losses; and
 - (iii) There were no amounts, which were required to be transferred to the Investor Education and Protection Fund by the Company.
- (iv) (a) The respective managements of the company have represented that, to the best of their knowledge and belief, no funds have been advanced or loaned or invested (either from borrowed funds or share premium or any other sources or kind of funds) by the company to or in any other person(s) or entity(ies), including foreign entities ("Intermediaries"), with the understanding, whether recorded in writing or otherwise, that the Intermediary shall, whether, directly or indirectly lend or invest in other persons or entities identified in any manner whatsoever by or on behalf of the company ("Ultimate Beneficiaries") or provide any guarantee, security or the like on behalf of the Ultimate Beneficiaries;
- (b) The respective managements of the company and have represented that, to the best of their knowledge and belief, no funds have been received by the company from any person(s) or entity(ies), including foreign entities ("Funding Parties"), with the understanding, whether recorded in writing or otherwise, that the company shall, whether, directly or indirectly, lend or invest in other persons or entities identified in any manner whatsoever by or on behalf of the Funding Party ("Ultimate Beneficiaries") or provide any guarantee, security or the like on behalf of the Ultimate Beneficiaries; and
- (c) Based on such audit procedures performed by us that have been considered reasonable and appropriate in the circumstances, nothing has come to our notice that has caused us to believe that the representations under sub-clause (i) and (ii) of Rule 11(e) as provided under (a) and (b) above contain any material mis-statement.
- (v) The company has not declared or paid any dividend during the year.



PADMANABHAN RAMANI & RAMANUJAM
Chartered Accountants

2. With respect to the matters specified in paragraphs 3(xxi) and 4 of the Companies (Auditor's Report) Order, 2020 (the "Order"/ "CARO") issued by the Central Government in terms of Section 143(11) of the Act, to be included in the Auditor's report, according to the information and explanations given to us, and based on the CARO reports issued by us for the Company and issued by us for the jointly controlled entities included in the consolidated financial statements of the Company, to which reporting under CARO is applicable, we report that there are no qualifications or adverse remarks in these CARO reports.

For Padmanabhan Ramani & Ramanujan
Chartered Accountants
Firm Regn. No: 002510S



A handwritten signature in blue ink, appearing to read "G. Vivekananthan".

G. Vivekananthan
Partner

M. No.028339
UDIN:22028339AJVSIW2059
Place: Chennai
Date: 30/05/2022

PADMANABHAN RAMANI & RAMANUJAM
Chartered Accountants

Annexure A to the Auditors' Report

Report on the Internal Financial Controls under Clause (i) of Section 143(3) of the Companies Act, 2013 ("the Act")

We have audited the internal financial controls over financial reporting of **Pacific Technical Services India Private Limited** ("the Holding Company") as of March 31, 2022 in conjunction with our audit of the Consolidated Financial Statements of the Company for the year ended on that date.

Management's Responsibility for Internal Financial Controls

The respective Board of Directors of the Holding company and its jointly controlled companies which are companies incorporated in India are responsible for establishing and maintaining internal financial controls based on the internal control over financial reporting issued by the Institute of Chartered Accountants of India ('ICAI'). These responsibilities include the design, implementation and maintenance of adequate internal financial controls that were operating effectively for ensuring the orderly and efficient conduct of its business, including adherence to company's policies, the safeguarding of its assets, the prevention and detection of frauds and errors, the accuracy and completeness of the accounting records, and the timely preparation of reliable financial information, as required under the Companies Act, 2013.

Auditors' Responsibility

Our responsibility is to express an opinion on the Company's internal financial controls over financial reporting based on our audit. We conducted our audit in accordance with the Guidance Note on Audit of Internal Financial Controls over Financial Reporting (the "Guidance Note") and the Standards on Auditing, issued by ICAI and deemed to be prescribed under section 143(10) of the Companies Act, 2013, to the extent applicable to an audit of internal financial controls, both applicable to an audit of Internal Financial Controls and, both issued by the Institute of Chartered Accountants of India. Those Standards and the Guidance Note require that we comply with ethical requirements and plan and perform the audit to obtain reasonable assurance about whether adequate internal financial controls over financial reporting was established and maintained and if such controls operated effectively in all material respects.

Our audit involves performing procedures to obtain audit evidence about the adequacy of the internal financial controls system over financial reporting and their operating effectiveness. Our audit of internal financial controls over financial reporting included obtaining an understanding of internal financial controls over financial reporting, assessing the risk that a material weakness exists, and testing and evaluating the design and operating effectiveness of internal control based on the assessed risk. The procedures selected depend on the auditor's judgment, including the assessment of the risks of material misstatement of the Consolidated Financial Statements, whether due to fraud or error.

We believe that the audit evidence we have obtained is sufficient and appropriate to provide a basis for our audit opinion on the Company's internal financial controls system over financial reporting.

Meaning of Internal Financial Controls over Financial Reporting

A company's internal financial control over financial reporting is a process designed to provide reasonable assurance regarding the reliability of financial reporting and the preparation of Consolidated Financial Statements for external purposes in accordance with generally accepted accounting principles. A company's internal financial control over financial reporting includes those policies and procedures that:

- 1) Pertain to the maintenance of records that, in reasonable detail, accurately and fairly reflect the transactions and dispositions of the assets of the Company.



PADMANABHAN RAMANI & RAMANUJAM
Chartered Accountants

- 2) provide reasonable assurance that transactions are recorded as necessary to permit preparation of Consolidated Financial Statements in accordance with generally accepted accounting principles, and that receipts and expenditures of the Company are being made only in accordance with authorizations of management and directors of the Company; and
- 3) Provide reasonable assurance regarding prevention or timely detection of unauthorized acquisition, use, or disposition of the Company's assets that could have a material effect on the Consolidated Financial Statements.

Inherent Limitations of Internal Financial Controls over Financial Reporting

Because of the inherent limitations of internal financial controls over financial reporting, including the possibility of collusion or improper management override of controls, material misstatements due to error or fraud may occur and not be detected. In addition, projections of any evaluation of the internal financial controls over financial reporting to future periods are subject to the risk that the internal financial control over financial reporting may become inadequate because of changes in conditions, or that the degree of compliance with the policies or procedures may deteriorate.

Opinion

In our opinion, the Company has, in all material respects, an adequate internal financial controls system over financial reporting and such internal financial controls over financial reporting were operating effectively as at March 31, 2022, based on the internal control over financial reporting criteria established by the Company considering the essential components of internal control stated in the Guidance Note on Audit of Internal Financial Controls Over Financial Reporting issued by the Institute of Chartered Accountants of India

Other Matters

Our aforesaid reports under section 143 (3) (i) of the act on the adequacy and operating effectiveness of the internal financial controls over financial reporting in so far as it relates to Joint controlled companies, which is incorporated in India, is based on the corresponding report of the auditors of such companies incorporated in India.

For Padmanabhan Ramani & Ramanujan
Chartered Accountants
Firm Regn. No: 002510S



G. Vivekananthan
Partner

M No. 28339.

UDIN:22028339AJVSIW2059

Place: Chennai
Date: 30/05/2022

PACIFIC TECHNICAL SERVICES INDIA (P) LTD.,

CONSOLIDATED BALANCE SHEET AS AT 31ST MARCH 2022			
Particulars	Note No.	As at 31st March 2022	As at 31st March 2021
		(Rs.in.Lakhs)	(Rs.in.Lakhs)
(1) Non-Current Assets			
a. Property, Plant and Equipment	3	44.04	50.59
b. Financial Assets			
(i) Investments	4	-	0.07
Total Non - Current assets		44.04	50.66
(2) Current Assets			
a. Financial Assets			
i. Cash and cash Equivalents	5	2,067.49	2,295.46
ii. Loans and Advances	6	121.96	127.22
iii. Trade Receivables	7	906.46	520.15
b. Other Current Assets	8	56.90	55.17
Total Current Assets		3,152.81	2,998.00
Total Assets		3,196.85	3,048.66
II. EQUITY AND LIABILITIES			
(1) Shareholders' Funds			
a. Share Capital	9	1.00	1.00
b. Other Equity	10	1,827.06	1,718.43
Equity attributable to owners of the Company		1,828.06	1,719.43
Non - Controlling Interests		33.68	32.39
Total Equity		1,861.74	1,751.82
Liabilities			
(2) Non-Current Liabilities	11	-	-
Total Non -current liabilities		-	-
(3) Current Liabilities			
a. Financial Liabilities			
i. Borrowings	12	101.25	815.41
ii. Trade Payable	13	1,140.22	448.92
iii. Loans	14	2.15	2.15
b. Provisions	15	91.49	30.36
Total Current Liabilities		1,335.11	1,296.84
Total Liabilities		1,335.11	1,296.84
Total Equity and Liabilities		3,196.85	3,048.66
The notes are an integral part of these financial statements			
For Pacific Technical Services India Private Limited		For Padmanabhan Ramani & Chartered Accountant	
		FRN: 002510S	
S.RAMESH		G. VIVEKANANTHAN	
DIRECTOR		PARTNER	
DIN:00052842		MEMBERSHIP NO: 028339	
Place: CHENNAI		UDIN: 2208339AJVSJW2059	
Date: 30.05.2022			

PACIFIC TECHNICAL SERVICES INDIA (P) LTD.,

Consolidated Statement of Profit and Loss as on 31st March 2022				
Particulars		Note No	Year ended 31st March'2022	Year ended 31st March'2021
			(Rs.in.Lakhs)	(Rs.in.Lakhs)
I	Revenue from operations	16	2,841.77	2,840.02
II	Other Income	17	13.24	0.01
III	Total Income(I+II)		2,855.01	2,840.03
IV	Expenses:			
	Cost of Materials /Services	18	222.27	206.33
	Employee benefits expenses	19	1,018.78	885.46
	Finance costs	20	2.86	0.47
	Other expenses	21	1,542.21	1,321.66
	Depreciation and Amortisation Expenses	22	6.74	11.94
	Total Expenses		2,792.85	2,425.86
V	Profit before exceptional items and tax (III - IV)		62.16	414.16
VI	Exceptional items			-
	Provisions Written back			-
VII	Profit before extraordinary items and tax (V- VI)		62.16	414.16
VIII	Extraordinary Items			
IX	Profit before tax (VII - VIII)		62.16	414.16
X	Tax Expense			
	(1) Current Expense		-	-
	(2) Deferred Tax		-	-
	Sub - Total		-	-
XI	Profit (loss) for the period from continuing operations (IX - X)		62.16	414.16
XII	Profit (loss) from discontinuing operations		-	-
XIII	Tax expense of Discontinuing operations		-	-
	Profit/(Loss) from Discontinuing operations (after tax) (XII-XIII)		-	-
XIV	Profit/(Loss) For the period (XI-XIV)		62.16	414.16
XV	Other Comprehensive loss/ Income			
XVI	Total comprehensive Income for the year (XV+XIV)		62.16	414.16
	Profit/(Loss) for the year attributable to			
XVII	Owners of the company		60.91	405.88
	Non - controlling interest		1.24	8.28
	Other Comprehensive (loss)/Income for the year attributable to			
XVIII	Owners of the company		2.28	(4.20)
	Non - controlling interest		0.05	(0.09)
	Total comprehensive Income for the year attributable to			
XIX	Owners of the company		63.20	401.68
	Non - controlling interest		1.29	8.20
	Earnings per Equity Shares (Face value of Rs.10 each)			
XX	(1) Basic		621.58	4,141.62
	(2)Diluted		-	-

The notes are an integral part of these financial statements

For Pacific Technical Services India Private Limited

S. RAMESH
DIRECTOR
DIN:00052842




Place: CHENNAI
Date:30.05.2022

USHA RAMESH
DIRECTOR
DIN NO : 00053451

For Padmanabhan Ramani & Ramanujam
Chartered Accountant
FRN: 0025105

G. VIVEKANANTHAN
PARTNER
MEMBERSHIP NO: 028339
UDIN:22028339AJVSJW2059

PACIFIC TECHNICAL SERVICES INDIA (P) LTD.,

CASH FLOW STATEMENT - CONSOLIDATED		
	2021-22	2020-21
	(Rs. in Lakhs)	(Rs. in Lakhs)
CASH FLOW STATEMENT		
A. CASH FLOW FROM OPERATIONS		
Profit before Tax	62.16	414.16
Less:- Provision for Taxation		
Less:- Minority portion	47.76	8.19
Net Profit after Tax and extra ordinary items.	109.92	422.35
Adjustments for		
Depreciation	6.74	11.94
Profit on sale of fixed assets		
Interest/Dividend		
Operating profit before working capital	116.65	434.29
(Increase)/Decrease in Sundry Debtors	-386.32	594.95
(Increase)/Decrease in Inventories and other current assets	-1.73	1.67
(Increase)/Decrease in Loans and Advances	5.26	172.61
Decrease in preoperation expenses		
Increase/(Decrease) in current liabilities	38.27	274.16
	-344.52	1043.39
Cash generated from Operating activities	-227.87	1477.69
B. CASH FLOW FROM INVESTING ACTIVITIES		
Purchase of Fixed Assets		0.00
Sale of Fixed Assets	-0.19	0.46
Purchase/Sale of Investments	0.07	0.54
Long term Loans and Advances		
Net cash generated/Used from/in Investing Activities	-0.12	1.00
C. CASH FLOW FROM FINANCING ACTIVITIES		
Proceeds from issue of share capital		0.00
Increase in minority interest		
Increase in Reserves and surplus owing to Change of subsidiaries		-214.03
Proceeds from Borrowings (net)		
Proceeds from working capital Loan		54.06
Forex fluctuation adjustment		
Repayment of finance lease liabilities		
Dividend paid		-268.09
Net cash generated/used in Financing activities		
	-227.97	1210.60
Net increase in cash and cash equivalents		
Cash and cash Equivalents (Opening Balance)	2,295.46	1084.86
Cash and cash Equivalents (Closing Balance)	2,067.49	2295.46
<div> <div> For Pacific Technical Services India Private Limited  S. RAMESH DIRECTOR DIN:00052842 Place: Chennai Date: 30-05-2022 </div> <div>  USHA RAMESH DIRECTOR DIN NO : 00053451 </div> <div> For Padmanabhan Ramani & Ramanujam Chartered Accountant FRN: 002510S  G. VIVEKANANTHAN PARTNER MEMBERSHIP NO: 028339 UDIN: 22028339AJVSJW2059 </div> </div>		

A. Equity Share Capital				
Current Reporting Period				
(1)	(Rs. In Lakhs)			
Balance at the beginning of the current reporting period	Changes in Equity Share Capital due to period errors	Restated balance at the beginning of the current reporting period	Changes in equity share capital during the current year	Balance at the end of the current reporting period
1.000	0	0	0	1.000
(2)				
Balance at the beginning of the previous reporting period	Changes in Equity Share Capital due to period errors	Restated balance at the beginning of the previous reporting period	Changes in equity share capital during the previous year	Balance at the end of the previous reporting period
1.000	0	0	0	1.000

PACIFIC TECHNICAL SERVICES INDIA (P) LTD.,

Reserves and Surplus (Rs. In Lakhs) - Current Reporting period													
	Share application money pending allotment	Equity component of compound financial instruments	Capital Total Reserve	Securities Premium	Other Reserve(Specify nature)	Retained Earnings	Debt instruments through Other Comprehensive Income	Equity instruments through Other Comprehensive Income	Effective Portion of Cash Flow Hedges	Revaluation Surplus	Exchange differences on translating the financial statements of a foreign operation	Other items of Other Comprehensive Income (Specify nature)	Total
Balance at the beginning of the current reporting period	-	-	-	-	-	1718.43	-	-	-	-	-	-	1,718.43
Changes in accounting policy or prior period errors	-	-	-	-	-	0.00	-	-	-	-	-	-	-
Restated balance at the beginning of the current reporting period	-	-	-	-	-	0.00	-	-	-	-	-	-	-
Total Comprehensive Income for current year	-	-	-	-	-	1718.43	-	-	-	-	-	-	1,718.43
Dividends	-	-	-	-	-	0.00	-	-	-	-	-	-	-
Transfer to retained earnings	-	-	-	-	-	108.63	-	-	-	-	-	-	108.63
Any other change (to be Specified)	-	-	-	-	-	0.00	-	-	-	-	-	-	-
Balance at the end of the current reporting period	-	-	-	-	-	1827.06	-	-	-	-	-	-	1,827.06

Reserves and Surplus (Rs. In Lakhs) - Pervious Reporting period													
Particulars	Share application money pending allotment	Equity component of compound financial Instruments	Capital Total Reserve	Securities Premium	Other Reserve(Specify nature)	Retained Earnings	Debt instrument s through Other Compre hnsive Income	Equity instrume nts through Other Compre hnsive Income	Effective Portion of Cash Flow Hedges	Revaluation Surplus	Exchange differences on translating the financial statements of a foreign operation	Other items of Other Compre hnsive Income (Specify nature)	Total
Balance at the beginning of the previous reporting period	-	-	-	-	-	1358.33	-	-	-	-	-	-	1,358.33
Changes in accounting policy or prior period errors	-	-	-	-	-	0.00	-	-	-	-	-	-	-
Restated balance at the beginning of the previous reporting period	-	-	-	-	-	0.00	-	-	-	-	-	-	-
Total Comprehensive Income for previous year	-	-	-	-	-	1358.33	-	-	-	-	-	-	1,358.33
Dividends	-	-	-	-	-	0.00	-	-	-	-	-	-	-
Transfer to retained earnings	-	-	-	-	-	360.10	-	-	-	-	-	-	360.10
Any other change (to be Specified)	-	-	-	-	-	0.00	-	-	-	-	-	-	-
Balance at the end of the previous reporting period	-	-	-	-	-	1718.43	-	-	-	-	-	-	1,718.43

1. Corporate information

Pacific Technical Services India Private Limited ("the company") was incorporated on 07th January 1993. The Company is engaged in the Supply of technical manpower to power plants.

2. Summary of significant accounting policies

a) Basis of preparation and compliance with Ind AS

The financial statements have been prepared in accordance with Ind AS notified under the Companies (Indian Accounting Standards) Rules, 2015. Up to the year ended March 31, 2022 the Company prepared its financial statements in accordance with the requirements of previous GAAP, which includes Standards notified under the Companies (Accounting Standards) Rules, 2006.

These financial statements were approved for issue by the Board of Directors on 30.05.2022.

b) Basis of measurement

The Ind AS Financial Statements have been prepared on a going concern basis using historical cost convention and on an accrual method of accounting, except for certain financial assets and liabilities.

Fair value measurement

Fair value is the price that would be received to sell an asset or paid to transfer a liability in an orderly transaction between market participants at the measurement date. The fair value measurement is based on the presumption that the transaction to sell the asset or transfer the liability takes place either:

- In the principal market for the asset or liability, or
- In the absence of a principal market, in the most advantageous market for the asset or liability

The principal or the most advantageous market must be accessible by the Company.

The fair value of an asset or a liability is measured using the assumptions that market participants would use when pricing the asset or liability, assuming that market participants act in their economic best interest.

A fair value measurement of a non-financial asset takes into account a market participant's ability to generate economic benefits by using the asset in its highest and best use or by selling it to another market participant that would use the asset in its highest and best use.

The Company uses valuation techniques that are appropriate in the circumstances and for which sufficient data are available to measure fair value, maximising the use of relevant observable inputs and minimizing the use of unobservable inputs.

All assets and liabilities for which fair value is measured or disclosed in the financial statements are categorised within the fair value hierarchy, described as follows, based on the lowest level input that is significant to the fair value measurement as a whole:

Level 1 — Quoted (unadjusted) market prices in active markets for identical assets or liabilities

Level 2 — Valuation techniques for which the lowest level input that is significant to the fair value measurement is directly or indirectly observable

Level 3 — Valuation techniques for which the lowest level input that is significant to the fair value measurement is unobservable

For the purpose of fair value disclosures, the Company has determined classes of assets and liabilities on the basis of the nature, characteristics and risks of the asset or liability and the level of the fair value hierarchy as explained above.

c) Functional and presentation currency

These Ind AS Financial Statements are prepared in Indian Rupee which is the Company's functional currency. All financial information presented in Rupees.

d) Current versus non-current classification

The Company presents assets and liabilities in the balance sheet based on current/ non-current classification.

An asset is treated as current when it is:

- Expected to be realized or intended to sold or consumed in normal operating cycle
- Held primarily for the purpose of trading
- Expected to be realized within twelve months after the reporting period, or
- Cash or cash equivalent unless restricted from being exchanged or used to settle a liability for at least twelve months after the reporting period.

All other assets are classified as non-current.

A liability is current when:

- It is expected to be settled in normal operating cycle.
- It is held primarily for the purpose of trading.
- It is due to be settled within twelve months after the reporting period, or
- There is no unconditional right to defer the settlement of the liability for at least twelve months after the reporting period.

The Company classifies all other liabilities as non-current.

Deferred tax assets and liabilities are classified as non-current assets and liabilities.

The operating cycle is the time between the acquisition of assets for processing and their realization in cash and cash equivalents. The Company has identified twelve months as its operating cycle.

e) Revenue Recognition

(i) Sale of goods:

Revenue from the sale of goods is recognised when the goods are dispatched or appropriated in accordance with the terms of sale at which time the title and significant risks and rewards of ownership pass to the customer. Revenue is recognised when collectability of the resulting receivable is reasonably assured.

Revenue is reduced for estimated customer returns, commissions, rebates and discounts, and other similar allowances.

(ii) Rendering of services:

Revenue from services is recognised when the services are rendered in accordance with the specific terms of contract and when collectability of the resulting receivable is reasonably assured.

(iii) Other Operating Revenues:

Other operating revenues comprise of income from ancillary activities incidental to the operations of the Company and is recognised when the right to receive the income is established as per the terms of the contract.

iii) Dividend and interest income

Dividend income from investments is recognised when the Company's right to receive payment has been established (provided that it is probable that the economic benefits will flow to the Company and the amount of income can be measured reliably).

Interest income is accrued on a time basis, by reference to the principal outstanding and at the effective interest rate applicable (provided that it is probable that the economic benefits will flow to the Company and the amount of income can be measured reliably).

f) Property, plant and equipment

i). Cost model is adopted for Property, Plant and Equipment. The cost of an item of property, plant and equipment is recognised as an asset if, and only if (a) it is probable that future economic benefits associated with the item will flow to the entity and (b) the cost of the item can be measured reliably.

ii). The cost of property, plant and equipment comprises its purchase price net of any trade discounts and rebates, any non-refundable import duties and other taxes, any directly attributable expenditure on making the asset ready for its intended use by the Management, including relevant borrowing costs for

qualifying assets and any expected costs of decommissioning.

iii). Subsequent costs are included in the asset's carrying amount or recognised as a separate asset, as appropriate, only when it is probable that future economic benefits associated with the item will flow to the Company and the cost of the item can be measured reliably. The carrying amount of any component accounted for as a separate asset is derecognised when replaced. Expenditure incurred after the property, plant and equipment have been put into operation, such as repairs and maintenance, are charged to Statement of Profit and Loss in the period in which the costs are incurred.

iv). An item of property, plant and equipment is derecognized upon disposal or when no future economic benefits are expected to arise from the continued use of the asset. Any gain or loss arising on the disposal or retirement of an item of property, plant and equipment is determined as the difference between the sale proceeds and the carrying amount of the asset and is recognized in Statement of Profit and Loss.

v). Property, plant and equipment except freehold land held for use in the production, supply or administrative purposes, are stated in the financial statements at cost less accumulated depreciation and accumulated impairment losses, if any. Freehold or Lease hold land is stated at historical cost.

Depreciation

Based on a technical assessment and a review of past history of asset usage, Management of the Company has not revised its useful lives to those referred to under Schedule II to the Companies Act, 2013 (as amended).

Depreciation on property, plant and equipment and leasehold improvements is provided on written down value method, using the rates in the manner prescribed.

	Years
Motor Vehicle	10
Computer	6
Furniture and fittings	10
UPS – Office	6
Building	15

g) Financial instruments

A financial instrument is any contract that gives rise to a financial asset of one entity and a financial liability or equity instrument of another entity.

Financial assets

Initial recognition and measurement

All financial assets are recognised initially at fair value plus, in the case of financial assets not recorded at fair value through statement of profit and loss, transaction costs that are attributable to the acquisition of the financial asset. Purchases or sales of financial assets that require delivery of assets within a time frame established by regulation or convention in the market place (regular way trades) are recognised on the trade date, i.e., the date that the Company commits to purchase or sell the asset.

Subsequent measurement

Subsequent measurement of financial assets is described below -

Debt instruments at amortised cost

A 'debt instrument' is measured at the amortised cost if both the following conditions are met:

- a) The asset is held within a business model whose objective is to hold assets for collecting contractual cash flows, and
- b) Contractual terms of the asset give rise on specified dates to cash flows that are solely payments of principal and interest (SPPI) on the principal amount outstanding.

After initial measurement, such financial assets are subsequently measured at amortised cost using the effective interest rate (EIR) method. Amortised cost is calculated by taking into account any discount or premium on acquisition and fees or costs that are an integral part of the EIR. The EIR amortisation is included in finance income in the statement of profit and loss. The losses arising from impairment are recognised in the statement of profit and loss. This category generally applies to trade and other receivables.

Debt instrument at FVTOCI (Fair Value Through Other Comprehensive Income)

A 'debt instrument' is classified as at the FVTOCI if both of the following criteria are met:

- a) The objective of the business model is achieved both by collecting contractual cash flows and selling the financial assets, and
- b) The asset's contractual cash flows represent SPPI.

Debt instruments included within the FVTOCI category are measured initially as well as at each reporting date at fair value. Fair value movements are recognized in the **Other Comprehensive Income (OCI)**. However, the Company recognizes interest income, impairment losses & reversals and foreign exchange gain or loss in the P&L. On derecognition of the asset, cumulative gain or loss previously recognised in OCI is reclassified from the equity to P&L. Interest earned whilst holding FVTOCI debt instrument is reported as interest income using the EIR method.

Debt instrument at FVTPL (Fair Value Through Profit and Loss)

FVTPL is a residual category for debt instruments. Any debt instrument, which does not meet the criteria for categorization as at **AMORTIZED COST** or as FVTOCI, is classified as at FVTPL. In addition, the Company may elect to designate a debt instrument, which otherwise meets amortized cost or FVTOCI criteria, as at FVTPL. However, such election is allowed only if doing so reduces or eliminates a measurement or recognition inconsistency (referred to as 'accounting mismatch'). The Company has designated its investments in debt instruments as FVTPL. Debt instruments included within the FVTPL category are measured at fair value with all changes recognized in the P&L.

Financial Assets - Derecognition

A financial asset (or, where applicable, a part of a financial asset or part of a group of similar financial assets) is primarily derecognised (i.e. removed from the Company's balance sheet) when:

- The rights to receive cash flows from the asset have expired, or
- The Company has transferred its rights to receive cash flows from the asset or has assumed an obligation to pay the received cash flows in full without material delay to a third party under a 'passthrough' arrangement; and either (a) the Company has transferred substantially all the risks and rewards of the asset, or (b) the Company has neither transferred nor retained substantially all the risks and rewards of the asset, but has transferred control of the asset.

When the Company has transferred its rights to receive cash flows from an asset or has entered into a pass-through arrangement, it evaluates if and to what extent it has retained the risks and rewards of ownership. When it has neither transferred nor retained substantially all of the risks and rewards of the asset, nor transferred control of the asset, the Company continues to recognise the transferred asset to the extent of the Company's continuing involvement. In that case, the Company also recognises an associated liability. The transferred asset and the associated liability are measured on a basis that reflects the rights and obligations that the Company has retained.

Continuing involvement that takes the form of a guarantee over the transferred asset is measured at the lower of the original carrying amount of the asset and the maximum amount of consideration that the Company could be required to repay.

Impairment of financial assets

In accordance with Ind AS 109, the Company applies **Expected Credit Loss (ECL)** model for measurement and recognition of impairment loss on the financial assets that are debt instruments, and are measured at amortised cost e.g., loans, debt securities, deposits and trade receivables or any contractual right to receive cash or another financial asset that result from transactions that are within the scope of Ind AS 18.

The Company follows 'simplified approach' for recognition of impairment loss allowance on trade receivables. The application of simplified approach does not require the Company to track changes in credit risk. Rather, it recognises impairment loss allowance based on lifetime ECLs at each reporting date, right from its initial recognition.

For recognition of impairment loss on other financial assets and risk exposure, the Company determines that whether there has been a significant increase in the credit risk since initial recognition. If credit risk has not increased significantly, 12-month ECL is used to provide for impairment loss. However, if credit risk has increased significantly, lifetime ECL is used. If, in a subsequent period, credit quality of the instrument improves such that there is no longer a significant increase in credit risk since initial recognition, the Company reverts to recognising impairment loss allowance based on 12-month ECL.

Lifetime ECL are the expected credit losses resulting from all possible default events over the expected life of a financial instrument. The 12-month ECL is a portion of the lifetime ECL which results from default events that are possible within 12 months after the reporting date.

ECL is the difference between all contractual cash flows that are due to the Company in accordance with the contract and all the cash flows that the entity expects to receive (i.e., all cash shortfalls), discounted at the original EIR.

ECL impairment loss allowance (or reversal) recognized during the period is recognized as income/ expense in the statement of profit and loss. This amount is reflected under the head 'other expenses' in the statement of profit and loss. The balance sheet presentation for various financial instruments is described below:

- **Financial assets measured as at amortised cost:** ECL is presented as an allowance, i.e., as an integral part of the measurement of those assets in the balance sheet. The allowance reduces the net carrying amount. Until the asset meets write-off criteria, the Company does not reduce impairment allowance from the gross carrying amount.
- **Debt instruments measured at FVTPL:** Since financial assets are already reflected at fair value, impairment allowance is not further reduced from its value. The change in fair value is taken to the statement of Profit and Loss.
- **Debt instruments measured at FVTOCI:** Since financial assets are already reflected at fair value, impairment allowance is not further reduced from its value. Rather, ECL amount is presented as 'accumulated impairment amount' in the OCI.

For assessing increase in credit risk and impairment loss, the Company combines financial instruments on the basis of shared credit risk characteristics with the objective of facilitating an analysis that is designed to enable significant increases in credit risk to be identified on a timely basis.

The Company does not have any purchased or originated credit-impaired (POCI) financial assets, i.e., financial assets which are credit impaired on purchase/ origination.

Financial liabilities – Recognition and measurement

Financial liabilities are classified, at initial recognition, as financial liabilities at fair value through statement of profit and loss, loans and borrowings, payables, or as derivatives designated as hedging instruments in an effective hedge, as appropriate.

All financial liabilities are recognised initially at fair value and, in the case of loans and borrowings and payables, net of directly attributable transaction costs.

The Company's financial liabilities include trade and other payables, loans and borrowings including bank overdrafts, financial guarantee contracts and derivative financial instruments.

The measurement of financial liabilities depends on their classification, as described below:

- **Financial liabilities at fair value through statement of profit and loss:**

Financial liabilities at fair value through statement of profit and loss include financial liabilities held for trading and financial liabilities designated upon initial recognition as at fair value through statement of profit and loss. Financial liabilities are classified as held for trading if they are incurred for the purpose of repurchasing in the near term. This category also includes derivative financial instruments entered into by the Company that are not designated as hedging instruments in hedge relationships as defined by Ind AS 109. Separated embedded derivatives are also classified as held for trading unless they are designated as effective hedging instruments.

- **Gains or losses on liabilities held for trading are recognised in the statement of profit and loss.**

Financial liabilities designated upon initial recognition at fair value through statement of profit and loss are designated as such at the initial date of recognition, and only if the criteria in Ind AS 109 are satisfied. For liabilities designated as FVTPL, fair value gains/losses attributable to changes in own credit risk are recognized in OCI. These gains/losses are not subsequently transferred to statement of profit and loss. However, the Company may transfer the cumulative gain or loss within equity. All other changes in fair value of such liability are recognised in the statement of profit and loss. The Company has not designated any financial liability as at fair value through statement of profit and loss.

- **Loans and Borrowings**

After initial recognition, interest-bearing loans and borrowings are subsequently measured at amortised cost using the effective interest rate (hereinafter referred as EIR) method. Gains and losses are recognized in statement of profit and loss when the liabilities are derecognised as well as through the EIR amortisation process.

Amortised cost is calculated by taking into account any discount or premium on acquisition and fees or costs that are an integral part of the EIR. The EIR amortisation is included as finance costs in the statement of profit and loss.

Financial liabilities – Derecognition

A financial liability is derecognised when the obligation under the liability is discharged or cancelled or expires. When an existing financial liability is replaced by another from the same lender on substantially different terms, or the terms of an existing liability are substantially modified, such an exchange or modification is treated as the derecognition

of the original liability and the recognition of a new liability. The difference in the respective carrying amounts is recognised in the statement of profit and loss.

Offsetting of financial instruments

Financial assets and financial liabilities are offset and the net amount is reported in the balance sheet if there is a currently enforceable legal right to offset the recognised amounts and there is an intention to settle on a net basis, to realise the assets and settle the liabilities simultaneously.

h) Cash and Cash equivalents and cash flow statement

Cash and cash equivalent in the balance sheet comprise cash at banks and on hand and short-term deposits with an original maturity of three months or less, which are subject to an insignificant risk of changes in value.

Cash flows are reported using indirect method as set out in Ind AS -7 "Statement of Cash Flows", whereby profit / (loss) before tax is adjusted for the effects of transactions of non-cash nature and any deferrals or accruals of past or future cash receipts or payments. The cash flows from operating, investing and financing activities of the Company are segregated based on the available information.

i) Borrowing Costs

Borrowing costs directly attributable to the acquisition, construction or production of an asset that necessarily takes a substantial period of time to get ready for its intended use or sale are capitalised as part of the cost of the asset. All other borrowing costs are expensed in the period in which they occur. Borrowing costs consist of interest and other costs that an entity incurs in connection with the borrowing of funds. Borrowing cost also includes exchange differences to the extent regarded as an adjustment to the borrowing costs.

j) Impairment of Non-financial assets

The Company assesses, at each reporting date, whether there is an indication that an asset may be impaired. If any indication exists, or when annual impairment testing for an asset is required, the Company estimates the asset's recoverable amount. An asset's recoverable amount is the higher of an asset's or cash-generating unit's (CGU) fair value less costs of disposal and its value in use. Recoverable amount is determined for an individual asset, unless the asset does not generate cash inflows that are largely independent of those from other assets or groups of assets. When the carrying amount of an asset or CGU exceeds its recoverable amount, the asset is considered impaired and is written down to its recoverable amount.

In assessing value in use, the estimated future cash flows are discounted to their present value using a post-tax discount rate that reflects current market assessments of the time value of money and the risks specific to the asset. In determining fair value less costs of disposal, recent market transactions are taken into account. If no such transactions can be identified, an appropriate valuation model is used. These calculations are corroborated

by valuation multiples, quoted share prices for publicly traded companies or other available fair value indicators.

When it is not possible for the company to estimate the recoverable amount of an individual asset, the company estimates the recoverable amount of the CGU to which the asset belongs.

Impairment losses of continuing operations, including impairment on inventories, are recognised in the statement of profit and loss.

k) Inventories

Inventories are valued at the lower of cost and net realizable value except scrap and by products which are valued at net realisable value.

Net realisable value is the estimated selling price in the ordinary course of business, less estimated costs of completion and the estimated costs necessary to make the sale.

Obsolete inventories are identified and written down to net realisable value. Slow moving and defective inventories are identified and provided to net realisable value.

l) Taxation

Income tax expense represents the sum of the tax currently payable and deferred tax.

(a) Current tax

The tax currently payable is based on taxable profit for the year. Taxable profit differs from 'profit before tax' as reported in the consolidated statement of profit and loss because of items of income or expense that are taxable or deductible in other years and items that are never taxable or deductible. The Group's current tax is calculated using tax rates that have been enacted or substantively enacted by the end of the reporting period.

(b) Deferred tax

Deferred tax is recognised on temporary differences between the carrying amounts of assets and liabilities in the financial statements and the corresponding tax bases used in the computation of taxable profit. Deferred tax liabilities are generally recognised for all taxable temporary differences. Deferred tax assets are generally recognised for all deductible temporary differences to the extent that it is probable that taxable profits will be available against which those deductible temporary differences can be utilized. Such deferred tax assets and liabilities are not recognized if the temporary difference arises from the initial recognition (other than in a business combination) of assets and liabilities in a transaction that affects neither the taxable profit nor the accounting profit. In addition, deferred tax liabilities are not recognised if the temporary difference arise from the initial recognition of goodwill.

Deferred tax assets arising from deductible temporary differences associated with such investments and interests are only recognised to the extent that it is probable that there

will be sufficient taxable profits against which to utilise the benefits of the temporary differences and they are expected to reverse in the foreseeable future.

The carrying amount of deferred tax assets is reviewed at the end of each reporting period and reduced to the extent that it is no longer probable that sufficient taxable profits will be available to allow all or part of the asset to be recovered.

m) Employee Benefits:

Short Term, Employee Benefits

All employee benefits falling due wholly within twelve months of rendering the services are classified as short term employee benefits, which includes benefits like salaries and performance incentives and are recognized as expenses in the period in which the employee renders the related services.

Post-employment benefits

Company is not having the minimum strength to cover under contributions to any employee benefit/welfare fund and Gratuity schemes.

n) Provision for liabilities and charges, Contingent liabilities and contingent assets

The assessments undertaken in recognising provisions and contingencies have been made in accordance with the applicable Ind AS. Provisions represent liabilities to the Company for which the amount or timing is uncertain. Provisions are recognized when the Company has a present obligation (legal or constructive), as a result of past events, and it is probable that an outflow of resources, that can be reliably estimated, will be required to settle such an obligation. If the effect of the time value of money is material, provisions are determined by discounting the expected future cash flows to net present value using an appropriate pre-tax discount rate that reflects current market assessments of the time value of money and, where appropriate, the risks specific to the liability. Provisions are reviewed at each reporting date and are adjusted to reflect the current best estimate.

The Company has significant capital commitments in relation to various capital projects which are not recognized on the balance sheet. In the normal course of business, contingent liabilities may arise from litigation and other claims against the Company. Guarantees are also provided in the normal course of business. There are certain obligations which management has concluded, based on all available facts and circumstances, are not probable of payment or are very difficult to quantify reliably, and such obligations are treated as contingent liabilities and disclosed in the notes but are not reflected as liabilities in the financial statements. Although there can be no assurance regarding the final outcome of the legal proceedings in which the Company involved, it is not expected that such contingencies will have a material effect on its financial position or profitability.

Contingent assets are not recognised but disclosed in the financial statements when an inflow of economic benefits is probable.

o) Foreign currency transactions

In the financial statements of the Company, transactions in currencies other than the functional currency are translated into the functional currency at the exchange rates ruling at the date of the transaction. Monetary assets and liabilities denominated in other currencies are translated into the functional currency at exchange rates prevailing on the reporting date. Non-monetary assets and liabilities denominated in other currencies and measured at historical cost or fair value are translated at the exchange rates prevailing on the dates on which such values were determined.

All Exchange difference arising on settlement / conversion of foreign currency monetary items are included in the statement of profit and loss.

p) Earnings per share (EPS)

Basic earnings per share are calculated by dividing the net profit or loss for the period attributable to equity shareholders by the weighted average number of equity shares outstanding during the period. The weighted average number of equity shares outstanding during the period is adjusted for events such as bonus issue, bonus element in a rights issue, share split and reverse share split that have changed the number of equity shares outstanding, without a corresponding change in resources.

For the purpose of calculating diluted earnings per share, the net profit or loss for the period attributable to equity shareholders and the weighted average number of shares outstanding during the period are adjusted for the effects of all dilutive potential equity shares.

q) Use of Estimates and Judgments

The preparation of the financial statements in conformity with Ind AS requires management to make judgements, estimates and assumptions that affect the application of accounting policies and the reported amounts of assets, liabilities, income, expenses and disclosures of contingent assets and liabilities at the date of these financial statements and the reported amounts of revenues and expenses for the years presented. Actual results may differ from these estimates under different assumptions and conditions.

Estimates and underlying assumptions are reviewed on an ongoing basis. Revisions to accounting estimates are recognised in the period in which the estimate is revised and future periods affected.

In particular, information about significant areas of estimation uncertainty and critical judgments in applying accounting policies that have the most significant effect on the amounts recognized in the financial statements

Note No. 3**Property, Plant & Equipment**

(Rs. in Lakhs)

Particulars	Gross Block			Depreciation			Net Block	Net Block
	Op bal	Addition	Total	Op. bal	for the yr	Total	31.03.2022	31.03.2021
Building	48.73		48.73	7.31	2.07	9.38	39.35	41.42
Computers	3.36		3.36	3.13	0.11	3.24	0.12	0.14
Office Equipment	5.73		5.73	5.37	0.18	5.56	0.17	0.19
Vehicles	23.89		23.89	22.57	0.70	23.27	0.62	0.62
Tools	14.93		14.93	7.48	3.67	11.15	3.78	0.62
Total	96.63		96.63	45.86	6.74	52.59	44.04	42.98

Note: 4**Financial Asset – Current: Investments**

(Rs.in.Lakhs)

Investments	As at March 31, 2022	As at March 31, 2021
Investment in Power Source OEG Services Inc.	-	0.07
Total	-	0.07

Note: 5**Financial Asset – Current: Cash and Cash Equivalents**

(Rs.in.Lakhs)

Particulars	As at March 31, 2022	As at March 31, 2021
Balances with banks:		
'- on current account	2,067.33	2,295.30
'- Cheque on hand		
'- Deposits with original maturity of less than three months		
Cash on hand	0.16	0.16
Total	2,067.49	2,295.46

Note: 6**Financial Asset – Current: Loans and Advances**

(Rs.in.Lakhs)

Particular	As at March 31, 2022	As at March 31, 2021
Considered good	121.96	127.22
Considered doubtful		

Total Loans and Advances	121.96	127.22
---------------------------------	---------------	---------------

Note: 7**Financial Asset – Current: Trade Receivables**

(Rs.in.Lakhs)

Particular	As at March 31, 2022	As at March 31, 2021
Trade Receivables		
Unsecured, considered good	906.46	520.15
Related Parties		
Others		
Total	906.46	520.15

(Rs.in.Lakhs)

Particular	As at March 31, 2022	As at March 31, 2021
Age Analysis of trade receivables		
Outstanding for more than six months from the date they are due	-	-
Other	906.46	520.15
Total	906.46	520.15

Note: 8**Financial Asset – Current: Others**

(Rs.in.Lakhs)

Particular	As at March 31, 2022	As at March 31, 2021
Advances recoverable in Kind		
Considered good	56.90	55.17
Considered doubtful		
Total Other current Assets	56.90	55.17

Note: 9**Share Capital**

(Rs.in.Lakhs)

Equity		
1. Share Capital	As at March 31, 2022	As at March 31, 2021
Authorized share Capital	Rs.	Rs.
50,000 equity shares of Rs 10/- each	5.00	5.00

Pacific Technical Services India Private Limited

Notes to the Consolidated Ind AS Financial statements for the year ended March 31, 2022.

	5.00	5.00		
Issued, Subscribed and fully paid up shares				
10,000 Equity shares of Rs. 10/- each	1.00	1.00		
Total Issued, Subscribed and fully paid-up share capital	1.00	1.00		
a. Share Application Money Pending Allotment - NIL				
b. Reconciliation of the Shares outstanding at the beginning and at the end of the reporting period				
Equity Shares	As at March 31, 2022		As at March 31, 2021	
	No.	Rs	No.	Rs
At the beginning of the period	10,000	1.00	10,000	1.00
Issued during the period	-	-	-	-
Outstanding at the end of the period	10,000	1.00	10,000	1.00
c. Terms/rights attached to equity shares				
The company has only one class of equity shares having a par value of 10 per share. Each holder of equity shares is entitled to one vote per share.				
In the event of liquidation of the company, the Equity Shareholders will be entitled to receive remaining Assets of the Company, after distributions of all preferential amounts. The distribution will be in proportion to the number of Equity Shares held by the Shareholders.				
d. Details of shareholders holding more than 5% shares in the Company	As at March 31, 2022		As at March 31, 2021	
	No.	% Holding in the class	No.	% Holding in the class
Equity shares of Rs.10 each fully paid				
M/s. Operational Energy group India limited	9,800	0.98	9,800	0.98
Total	9,800	0.98	9,800	0.98

Note: 10

Other Equity

(Rs.in.Lakhs)

Particular	As at March 31, 2022	As at March 31, 2021
	Rs.	Rs.
Balance as at the beginning of the year	1,763.87	1,316.75
Profit for the year	63.20	401.68
Total	1,827.06	1,718.43

Note: 11**Financial Liabilities – Non -Current: Borrowing**

(Rs.in.Lakhs)

Particulars	As at March 31, 2022	As at March 31, 2021
Unsecured		
Mobilisation advance	-	-
Total	-	-

Note: 12**Financial Liabilities – Current: Borrowing**

(Rs.in.Lakhs)

Particulars	As at March 31, 2022	As at March 31, 2021
Unsecured Loans	101.25	815.41
Total	101.25	815.41

Note: 13**Financial Liabilities – Current: Trade Payable**

(Rs.in.Lakhs)

Particular	As at March 31, 2022	As at March 31, 2021
Related Parties		
Total outstanding dues of micro enterprises and small enterprises		-
Others	1,140.22	448.92
Total outstanding due of creditors other than micro enterprises and small enterprises		
Total	1,140.22	448.92

Note: 14**Financial Liabilities – Current: Loans and Advances**

(Rs.in.Lakhs)

Particular	As at March 31, 2022	As at March 31, 2021
Operational Energy Group India Limited	2.15	2.15

Pacific Technical Services India Private Limited

Notes to the Consolidated Ind AS Financial statements for the year ended March 31, 2022.

Total	2.15	2.15
--------------	------	------

Note: 15

Current Liabilities -Provisions

(Rs.in.Lakhs)

Particular	As at March 31, 2022	As at March 31, 2021
Provision for Taxation	0.00	0.00
Provision for Audit Fee	1.58	1.55
Provision for Expenses	79.10	21.05
Salary Payable	10.81	7.75
TOTAL	91.49	30.36

Note: 16

Revenue from Operation

(Rs.in.Lakhs)

Particular	For the year Ended	
	March 31, 2022	March 31, 2021
Revenue for O&M Services	2,841.77	2,840.02
Total	2,841.77	2,840.02

Note: 17

Other Income

(Rs.in.Lakhs)

Particular	For the year Ended	
	March 31, 2022	March 31, 2021
Interest Income	0.00	0.01
Other Income	13.24	
Total	13.24	0.01

Note: 18

Cost of Materials /Services

(Rs.in.Lakhs)

Particular	For the year Ended	
	March 31, 2022	March 31, 2021
Consumables	222.27	206.33
Total	222.27	206.33

Note: 19**Employee Benefit Expense**

(Rs.in.Lakhs)

Particular	For the year Ended	
	March 31, 2022	March 31, 2021
Salary & Wages	1,018.78	885.46
Total	1,018.78	885.46

Note: 20**Finance Costs**

(Rs.in.Lakhs)

Particular	For the year Ended	
	March 31, 2022	March 31, 2021
Bank Charges	2.86	0.47
Interest Charges		
Total	2.86	0.47

Note No.21**Other Expenses**

(Rs.in.Lakhs)

Particulars	For the year Ended March 31, 2022	For the year Ended March 31, 2021
Audit Fees	1.57	1.57
Bad Debts		10.65
Electricity & Water Charges	52.87	11.15
Foreign Exchange loss/ gain	14.52	(98.48)
Financial Services - Lebanon	31.29	31.27
Insurance Premium	5.57	4.32
Legal Fees	70.51	5.47
Licenses and Permits		1.84
Miscellaneous Expenses	0.001	0

Provision for Doubtful Debts - P & L	426.18	424.34
Professional and Consultancy Charges	896.54	910.37
Pooja Expenses	0.08	0.005
Rent - Office	17.14	17.12
ROC Fees	0.03	
Telephone & Internet Charges	4.06	2.04
Travelling & Conveyance	21.66	
Visa Expenses	0.18	
TOTAL	1,542.21	1,321.66

Note: 22
Depreciation

(Rs.in.Lakhs)

Particular	For the year Ended	
	March 31, 2022	March 31, 2021
Building	2.07	2.18
Office Equipments	4.66	9.76
Total	6.74	11.94

(Rs.in.Lakhs)

Particular	For the year Ended	
	March 31, 2021	March 31, 2020
Building	2.18	2.29
Office Equipments	9.76	11.52
Total	11.94	13.81

Note: 23
Earnings Per Share (EPS)

(Rs.in.Lakhs)

Particular	March 31, 2022	March 31, 2021
Net profit/ (loss) after tax for the year (Rs. In crores)	62.16	414.16
Weighted number of ordinary shares for the basic EPS	10000	10000
Nominal value of ordinary share (in Rs. Per share)	10	10.00

Basic and Diluted earnings for ordinary shares (in Rs. Per share)	621.58	4,141.62
--	---------------	-----------------

Note: 24**Employee Benefits:**

Company is not having the minimum strength to cover under contributions to provident fund. However in future if the company expands and introduces benefit plans the impact of following risk will be taken into account

1. Salary growth risk
2. Life expectancy risk/Longevity Risk
3. Interest rate risks
4. Inflation Risks

Note No: 25**Deferred tax Assets/liabilities**

In view of low asset base, the timing difference resulting in Deferred Tax is low and is insignificant and is not taken into account.

Note No: 26**RELATED PARTY DISCLOSURES**

- a) Name of related parties and description of relation:
 - (i) Operational Energy group India limited - Holding Company
- b) Key management personnel

S No.	Name	Designation
1	Mr. S. Ramesh	Director
2	Mrs. Usha Ramesh	Director

- c) Transaction with related parties

	2022	2021
Operational Energy Group India limited	NIL	NIL
- d) Remuneration of Directors

No remuneration has been paid to the Directors

Note No: 27**FINANCIAL RISK MANAGEMENT OBJECTIVES AND POLICIES**

The Company's principal financial liabilities include trade and other payables. The Company has various financial assets such as trade receivables and cash and short-term deposits, which arise directly from its operations. The Company is exposed to market risk, credit risk and liquidity risk. The Company's senior management oversees the

management of these risks. The Company's senior management ensures that the Company's financial risk activities are governed by appropriate policies and procedures and that financial risks are identified, measured and managed in accordance with the Company's policies and risk objectives. The Board of Directors reviews and agrees policies for managing each of these risks, which are summarized below.

Market Risk

Market risk is the risk that the fair value of future cash flows of a financial instrument will fluctuate because of changes in market prices. The Company has a budgetary system, whereby costs are controlled in relation to the market price to ensue profitability.

Foreign currency risk

Foreign Currency exposures of the company are insignificant and hence the company does not require any sort of hedging.

Credit risk

Credit risk refers to the risk of default on its obligation by the customer resulting in a financial loss.

Liquidity risk

The Company's prime source of liquidity is cash and cash equivalents and the cash flow generated from operations. The Company has no outstanding bank borrowings. The Company believes that the available working capital is sufficient to meet its current requirements. Accordingly, no liquidity risk is perceived.

Note No: 28

CRITICAL ESTIMATES AND JUDGEMENTS IN APPLYING ACCOUNTING POLICIES:

The management believes that the estimates used in preparation of the financial statements are prudent and reasonable. Information about estimates and judgements made in applying accounting policies that have the most significant effect on the amounts recognized in the financial statements are as follows:

(i) Property, plant and equipment and useful life of property, plant and equipment and intangible assets

The carrying value of property, plant and equipment is arrived at by depreciating the assets over the useful life of assets. The estimate of useful life is reviewed at the end of each financial year and changes are accounted for prospectively.

Provisions and contingencies

The assessments undertaken in recognising provisions and contingencies have been made in accordance with the applicable Ind AS. A provision is recognized if, as a result of a past event, the Company has a present legal or constructive obligation that can be estimated reliably, and it is probable that an outflow of economic benefits will be

required to settle the obligation. Where the effect of time value of money is material, provisions are determined by discounting the expected future cash flows.

In the normal course of business, contingent liabilities may arise from litigation and other claims against the Company. There are certain obligations which management has concluded, based on all available facts and circumstances, are not probable of payment or are very difficult to quantify reliably, and such obligations are treated as contingent liabilities and disclosed in the notes but are not reflected as liabilities in the financial statements. Although there can be no assurance regarding the final outcome of the legal proceedings in which the Company involved, it is not expected that such contingencies will have a material effect on its financial position or profitability.

(ii) Taxes

Deferred tax assets are recognised for tax shield on losses to the extent that it is probable that taxable profit will be available against which the losses can be utilised. Significant management judgement is required to determine the amount of deferred tax assets that can be recognised, based upon the likely timing and the level of future taxable profits together with future tax planning strategies.

Deferred tax assets on unabsorbed depreciation/business loss have been recognised to the extent of deferred tax liabilities on taxable temporary differences available. It is expected that any reversals of the deferred tax liability would be offset against the reversal of the deferred tax assets. The Company has determined that it cannot recognise deferred tax assets on the tax losses carried forward as it is not probable that future taxable profit will be available against which the tax shield on losses and the tax credits can be utilised.

Note No: 29

Financial Ratios Analysis

(Rs in lakhs)

Types of Ratios	Formula	CURRENT YEAR			PREVIOUS YEAR			Variance
		Numerator	Denominator	Ratio	Numerator	Denominator	Ratio	
(a) Current Ratio	Current Assets / Current Liabilities	3152.81	1335.11	2.36	2998.00	1296.84	2.31	-2.10
(b) Return on Equity Ratio	PAT / Equity Shareholders Funds	62.16	1828.06	0.03	414.16	1719.43	0.24	608.40
(d) Net capital turnover ratio	Sales / Capital Employed	2841.77	1861.74	1.53	414.16	1751.75	0.24	-84.51
e) Net profit ratio	Net profit (PAT)/ Sales	62.16	2841.77	0.02	414.16	2840.02	0.15	566.72

(f) Return on capital employed,	EBIT / Capital Employed	65.02	1861.74	0.03	414.63	1751.75	0.24	577.74
---------------------------------	-------------------------	-------	---------	------	--------	---------	------	--------

Note No: 30**CAPITAL MANAGEMENT:**

The Company's objectives when managing capital is to safeguard continuity, maintain a strong credit rating and healthy capital ratios in order to support its business and provide adequate return to shareholders through continuing growth and maximise the shareholders' value. The Company's overall strategy remains unchanged from previous year. The Company sets the amount of capital required on the basis of annual business and long-term operating plans which include capital and other strategic investments. The funding requirements are met through a mixture of equity, internal fund generation and borrowed funds.. The Company's policy is to use short term and long term borrowings to meet anticipated funding requirements. The Company monitors capital on the basis of the net debt to equity ratio. The Company is not subject to any externally imposed capital requirements. Net debt are long term and short term debts as reduced by cash and cash equivalents (including restricted cash and cash equivalents) and short-term investments. Equity comprises share capital and free reserves (total reserves excluding cash flow hedges, debenture redemption reserve and capital reserve). The following table summarizes the capital of the Company:

(Rs.in.Lakhs)

Particulars	March 31, 2022	March 31, 2021
Share Capital	1.00	1.00
Free Reserves	1827.06	1718.43
Equity (A)	1828.06	1719.43
Cash and cash equivalents	2067.49	2295.46
Short term investments	0.00	0.00
Total Cash (B)	2067.49	2295.46
Short term borrowings	1243.63	127.22
Long term borrowings	0.00	0.00
Current Maturity of Long term borrowings	0.00	0.00
Total debt (c)	1243.63	127.22
Net debt (D)=(C-B)	-823.86	-2168.24
Net debt to equity ratio (E=D/A)	-0.48	-1.26

Pacific Technical Services India Private Limited

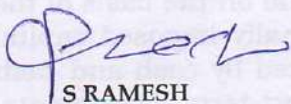
Notes to the Consolidated Ind AS Financial statements for the year ended March 31, 2022.

For and on behalf of the board

As per our report of even date

For Padmanabhan Ramani & Ramanujam

FRN: 002510S



S RAMESH

Director

DIN: 00052842



USHA RAMESH

Director

DIN: 00053451



G. VIVEKANANTHAN

PARTNER

MEMBERSHIP No. 028339

UDIN: 22028339AJVSJW2059

Place: Chennai

Date: 30-05-2022